



Scope 1&2 GHG Emission Reduction Target

For Scope 1&2 GHG Reduction Target of 29.2% by 2020:
71% **increase** in 2015 and behind schedule



Score: **RED**



Scope 3 GHG Emission Reduction Target

For Scope 3 GHG Reduction Target of 3% by 2020:
32% reduction in 2015 and on track



Score: **GREEN**



Reduction in Energy Intensity

Not applicable



Score: **N/A**




Use of Renewable Energy

Not applicable



Score: **N/A**



Reduction in Potable Water Intensity

Not applicable



Score: **N/A**




Reduction in Fleet Petroleum Use

Reduction in fleet petroleum use compared to 2005:
61% **increase** and not on track



Score: **RED**



Green Buildings

Not applicable



Score: **N/A**

Standards for Success — *Red Standard, Yellow Standard, Green Standard*

Scope 1&2 GHG Emission Reduction Target



GREEN: On track to achieve agency's proposed 2020 GHG Scopes 1&2 emissions reduction target.



YELLOW: Less than a year behind glide path to achieve agency's 2020 target for GHG Scopes 1&2.



RED: More than a year behind glide path to achieve agency's 2020 target for GHG Scopes 1&2.

Scope 3 GHG Emission Reduction Target



GREEN: On track to achieve agency's proposed 2020 GHG Scope 3 emissions reduction target.



YELLOW: Less than a year behind glide path to achieve agency's 2020 target for GHG Scope 3.



RED: More than a year behind glide path to achieve agency's 2020 target for GHG Scope 3.

Reduction in Energy Intensity



GREEN: Reduced energy intensity (Btu/GSF*) in EISA goal-subject facilities by at least 30 percent compared with 2003.



YELLOW: Reduced energy intensity (Btu/GSF) in EISA goal-subject facilities by at least 27 percent compared with 2003.



RED: Did not reduce energy intensity (Btu/GSF) in EISA goal-subject facilities by at least 27 percent compared with 2003.

Use of Renewable Energy



GREEN: Uses at least 7.5 percent electricity from renewable sources as a percentage of facility electricity use & at least 3.75 percent of facility electricity use comes from new sources (post-1999). (Thermal and mechanical renewable can be included in the 3.75 percent new requirement, but not the 7.5 percent goal; i.e., an agency meets all new sources requirement with thermal or mechanical energy (3.75 percent) but would still need an additional 7.5 percent from renewable electricity sources.)




YELLOW: Uses at least 7.5 percent renewable energy from electric, thermal or mechanical sources to power facilities and equipment; but less than half was obtained from new sources (post-1999) or part of the requirement was met with thermal and mechanical renewable energy.



RED: Did not use at least 7.5 percent renewable energy from electric, thermal or mechanical sources to power facilities and equipment.

Reduction in Potable Water Intensity



GREEN: Reduced water intensity by at least 16 percent from final approved 2007 baseline and is on track for 26 percent reduction by 2020.



YELLOW: Reduced water intensity by at least 14 percent from final approved 2007 baseline.



RED: Did not reduce water intensity by at least 14 percent from final approved 2007 baseline.

Reduction in Fleet Petroleum Use



GREEN: Achieved a 20 percent reduction in petroleum use in its entire vehicle fleet compared to 2005.



YELLOW: Achieved at least 18 percent reduction in petroleum use in the entire vehicle fleet compared to 2005.



RED: Did not achieve at least 18 percent reduction in petroleum use in its entire vehicle fleet since 2005.

Green Buildings



GREEN: Demonstrates implementation of Guiding Principles for Federal Leadership in High Performance and Sustainable Buildings (GP) for new, existing and leased buildings; and reported that at least 15% of buildings >5,000 GSF meet GP as reported in the Federal Real Property Profile (FRPP).



YELLOW: Incorporates Guiding Principles into all new design contracts for construction, major renovations and leases and at least 15 percent of GSF of its building inventory over 5,000 GSF meets GP as reported in FRPP.



RED: Cannot demonstrate compliance with GP on new construction, major renovations, or leases; and/or less than 15 percent of building inventory, either by number of buildings or GSF, over 5,000 GSF meets GP as reported in FRPP.

*GSF = Gross Square Footage