



**Scope 1&2 GHG Emission Reduction Target**

For Scope 1&2 GHG Reduction Target of 29.2% by 2020:  
112.2% **increase** in 2012 and behind schedule



Score: **RED**



**Scope 3 GHG Emission Reduction Target**

For Scope 3 GHG Reduction Target of 3% by 2020:  
21.0% reduction in 2012 and on track



Score: **GREEN**



**Reduction in Energy Intensity**

Not applicable



Score: **N/A**




**Use of Renewable Energy**

Not applicable



Score: **N/A**



**Reduction in Potable Water Intensity**

Not applicable




Score: **N/A**




**Reduction in Fleet Petroleum Use**

Reduction in fleet petroleum use compared to 2005:  
102.0% **increase** and not on track



Score: **RED**



**Green Buildings**

Not applicable



Score: **N/A**

# Standards for Success — *Red Standard, Yellow Standard, Green Standard*

## Scope 1&2 GHG Emission Reduction Target



**GREEN:** Achieved its 2012 Sustainability Plan proposed reduction for GHG Scopes 1&2 and is on track to achieve its 2020 target.



**YELLOW:** Achieved at least half of its 2012 Sustainability Plan proposed target for GHG Scopes 1&2.



**RED:** Did not achieve at least half of its 2012 Sustainability Plan proposed target for GHG Scopes 1&2 or did not provide trajectory for 2020.

## Scope 3 GHG Emission Reduction Target



**GREEN:** Achieved its 2012 Sustainability Plan proposed reduction for GHG Scope 3 and is on track to achieve its 2020 target.



**YELLOW:** Achieved at least half of its 2012 Sustainability Plan proposed target for GHG Scope 3.



**RED:** Did not achieve at least half of its Sustainability Plan proposed target for GHG Scope 3 or did not provide trajectory for FY 2020.

## Reduction in Energy Intensity



**GREEN:** Reduced energy intensity (Btu/GSF\*) in EISA goal-subject facilities by at least 21 percent compared with 2003 and is on track for 30 percent reduction by 2015.



**YELLOW:** Reduced energy intensity (Btu/GSF) in EISA goal-subject facilities by at least 18 percent compared with 2003.



**RED:** Did not reduce energy intensity (Btu/GSF) in EISA goal-subject facilities by at least 18 percent compared with 2003.

## Use of Renewable Energy



**GREEN:** Uses at least 5 percent electricity from renewable sources as a percentage of facility electricity use & at least 2.5 percent of facility electricity use comes from new sources (post-1999). (Thermal and mechanical renewable can be included in the 2.5 percent new requirement, but not the 5 percent goal; i.e., an agency meets all new sources requirement with thermal or mechanical energy (2.5 percent) but would still need an additional 5 percent from renewable electricity sources.)




**YELLOW:** Uses at least 5 percent renewable energy from electric, thermal or mechanical sources to power facilities and equipment; but less than half was obtained from new sources (post-1999) or part of the requirement was met with thermal and mechanical renewable energy.



**RED:** Did not use at least 5 percent renewable energy from electric, thermal or mechanical sources to power facilities and equipment.

## Reduction in Potable Water Intensity



**GREEN:** Reduced water intensity by at least 10 percent from final approved 2007 baseline and is on track for 26 percent reduction by 2020.



**YELLOW:** Reduced water intensity by at least 8 percent from final approved 2007 baseline.



**RED:** Did not reduce water intensity by at least 8 percent from final approved 2007 baseline.

## Reduction in Fleet Petroleum Use



**GREEN:** Achieved a 14 percent reduction in petroleum use in its entire vehicle fleet compared to 2005 and is on track for 20 percent reduction by 2015.



**YELLOW:** Achieved at least 12 percent reduction in petroleum use in the entire vehicle fleet compared to 2005.



**RED:** Did not achieve at least 12 percent reduction in petroleum use in its entire vehicle fleet since 2005.

## Green Buildings



**GREEN:** Demonstrates implementation of Guiding Principles for Federal Leadership in High Performance and Sustainable Buildings (GP) for new, existing and leased buildings; and is on track to meet 15% goal by 2015 by reporting that at least 9% of buildings >5,000 GSF meet GP as reported in the Federal Real Property Profile (FRPP).



**YELLOW:** Incorporates Guiding Principles into all new design contracts for construction, major renovations and leases and at least 9 percent of GSF of its building inventory over 5,000 GSF meets GP as reported in FRPP.



**RED:** Cannot demonstrate compliance with GP on new construction, major renovations, or leases; and/or less than 9 percent of building inventory, either by number of buildings or GSF, over 5,000 GSF meets GP as reported in FRPP.

\*GSF = Gross Square Footage